

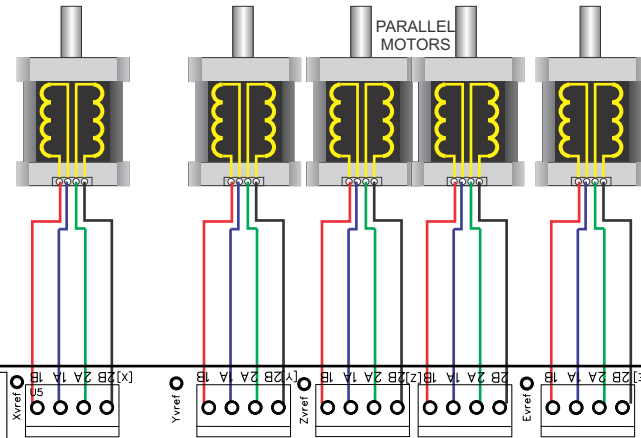
# AZTEEG X5 MINI V1.1

## 4-AXIS MOTION CONTROLLER

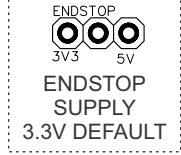

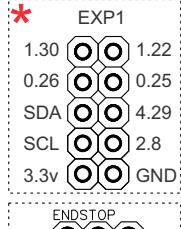
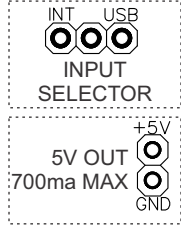
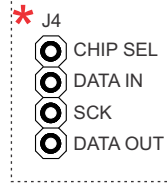
### WIRING DIAGRAM

### STEPPER MOTORS

X[ALPHA] AXIS    Y[BETA] AXIS    Z[GAMMA] AXIS    EXTRUDER

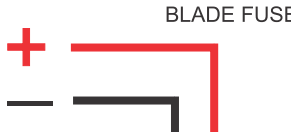


SD BREAKOUT


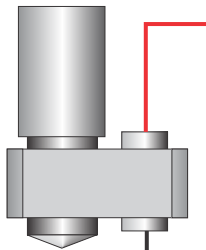


**POWER INPUT**

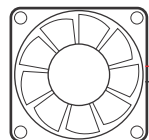
PC POWER SUPPLY OR AC/DC SWITCHING PS 12-30VDC



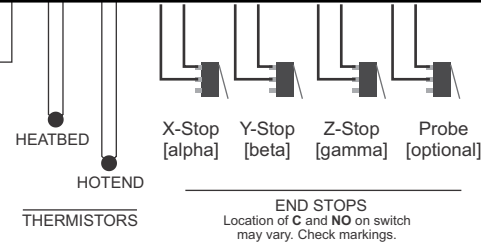
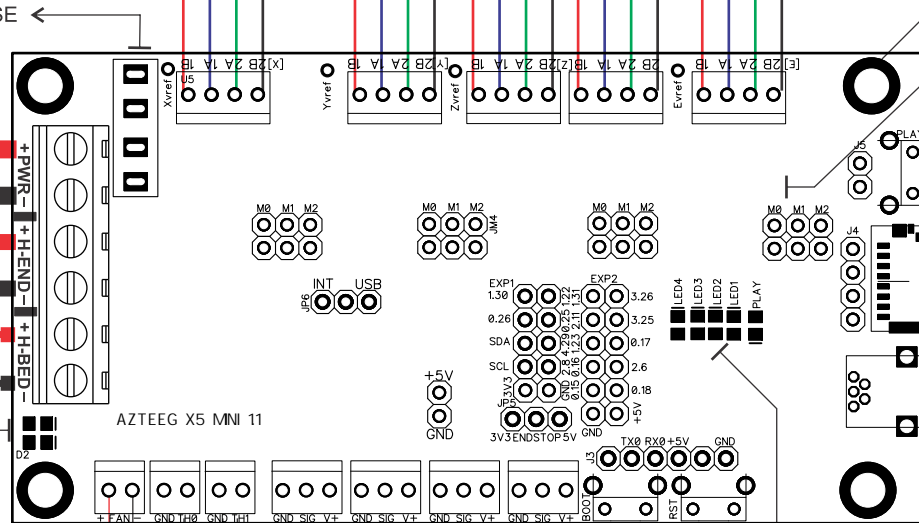
**EXTRUDER HEATER**



**HEATBED**



**LOW POWER FAN ONLY**



0.15in Ø #6-32 X 4

STEP SIZE SELECTOR

PLAY BUTTON



USB PORT MINI B

LED INDICATORS

RESET

HWBOOT

**Micro-stepping jumper settings**

	1	1/2	1/4	1/8	1/16	1/32	1/32
M0	OFF	ON	OFF	ON	OFF	ON	ON
M1	OFF	OFF	ON	ON	OFF	OFF	ON
M2	OFF	OFF	OFF	OFF	ON	ON	ON

NOTES:

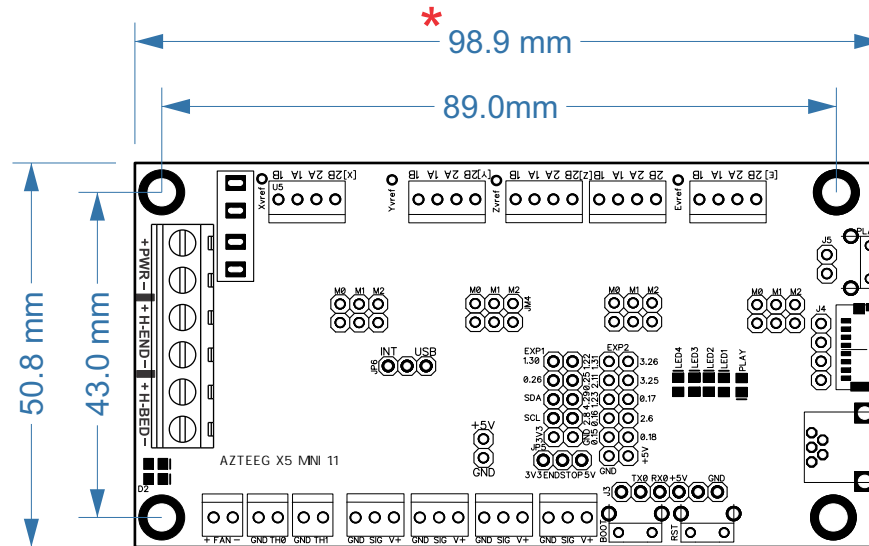
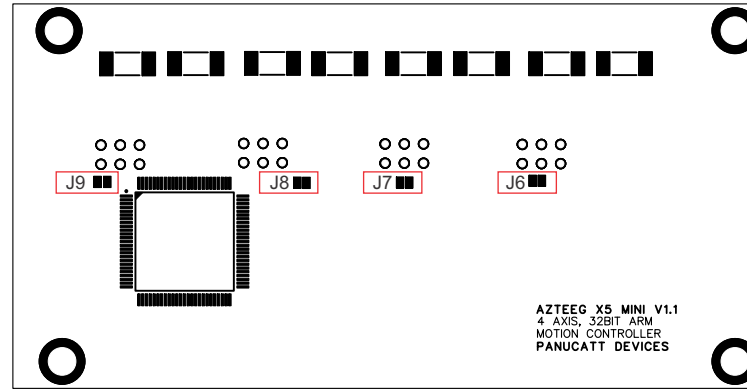
\* NEW OR CHANGED FROM v1

Hardware: V1.1  
Document: V1.0



**\* Stepper Decay Setting**  
 OPEN - MIXED DECAY(DEFAULT)  
 SHORTED - FAST DECAY  
 J9 - EXTRUDER  
 J8 - Z (GAMMA)  
 J7 - Y (BETA)  
 J6 - X (ALPHA)

BOTTOM VIEW



NOTES:

\* NEW OR CHANGED FROM v1